



TulalipCares.org

Tulalip Charitable Contributions Funds Distribution Report

NAME OF AGENCY: Everett Community College Foundation

DATE OF AWARD: 2017 Q4

ADDRESS: 2000 Tower Street, Everett, WA 98201-1390

CONTACT: (206) 767-1662, <https://www.everettcc.edu/administration/foundation>

GENERAL GOALS: We will work together to ensure that Everett Community College is our region's resource of first choice to meet diverse academic and professional & technical needs. Through our partnership, we will awaken people to possibility and, through education, enable them to achieve their dreams.

SPECIFIC USE FOR THIS AWARD:

This award went towards programs and operational expenses. For more information please read the attached report from Everett Community College Foundation.

Dear Tulalip Tribes Council,

Thank you for your contribution to the 16th annual Students of Color Career Conference on March 29, 2018. The purpose of the conference is to provide middle and high school students of color with an easy and comfortable forum to meet and ask questions of prominent professionals of color. The contribution from the Tulalip Cares grant allowed for students to experience a keynote, two dynamic emcee's, a cultural sharing act, a local police officer of color to be in the space for the safety of the students, and for the event to receive a blessing. You will also find the overall data sheet included separate with the report.

Below is the report information requested:

- Total number of participants impacted were 2,913 (Students – 2,470, Chaperones – 123, Volunteers 137, Panelists 183)
- URL: <http://everettcc.edu/administration/equity-social-justice/diversity-and-equity-center/soccc/>

Thank you again for your partnership and support with this event that supports so many young people in our community.

Sincerely,

Jerod Q. Grant

Everett Community College | Director of Diversity & Equity Center | 425-388-9040 | jgrant@everettcc.edu

Students of Color Career Conference 2018

Boxes of Pizza

Total: 385

Schools

High Schools: 41

Middle Schools: 33

Total: 74

Participants

Students: 2,350

Chaperones: 123

Day of Registrations: 120

Total: 2,593

Volunteers

Total: 137

Panelists

Total: 183

Planning Committee

Total: 6

Guest Speakers and Performers:

MC: 2

Keynote: 1

Guest Speaker: 1

Board of Trustees: 1

Cultural Performers: 11 Step Team, 5 Hearts for Kids, Quil Ceda 23

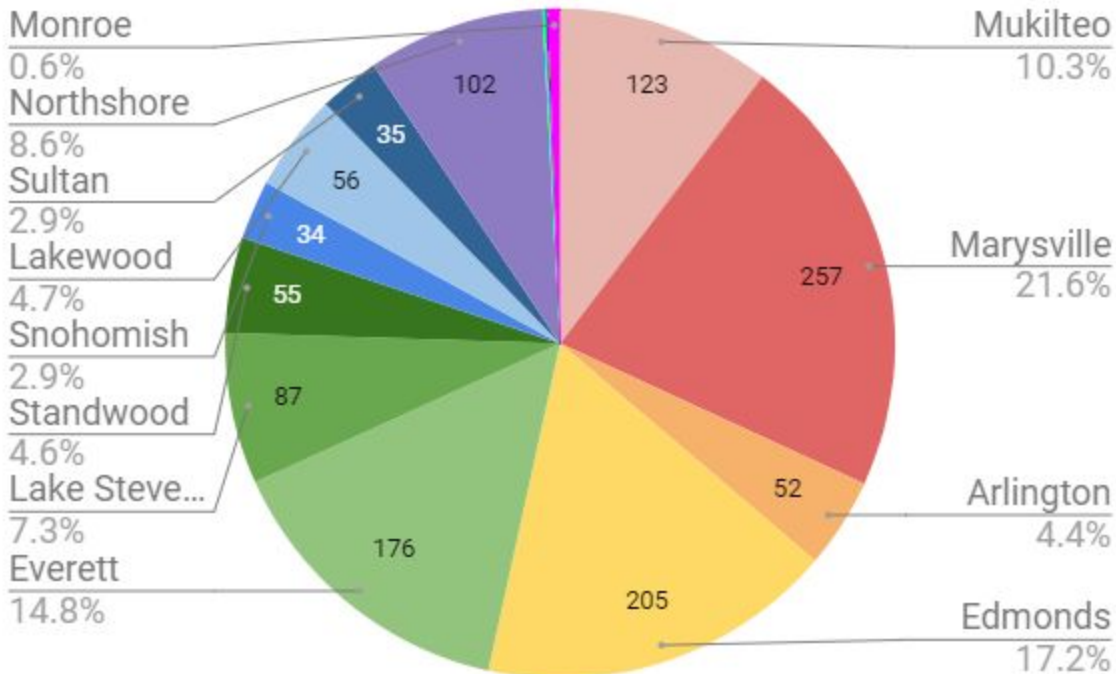
Total: 44

GRAND TOTAL: 2,963

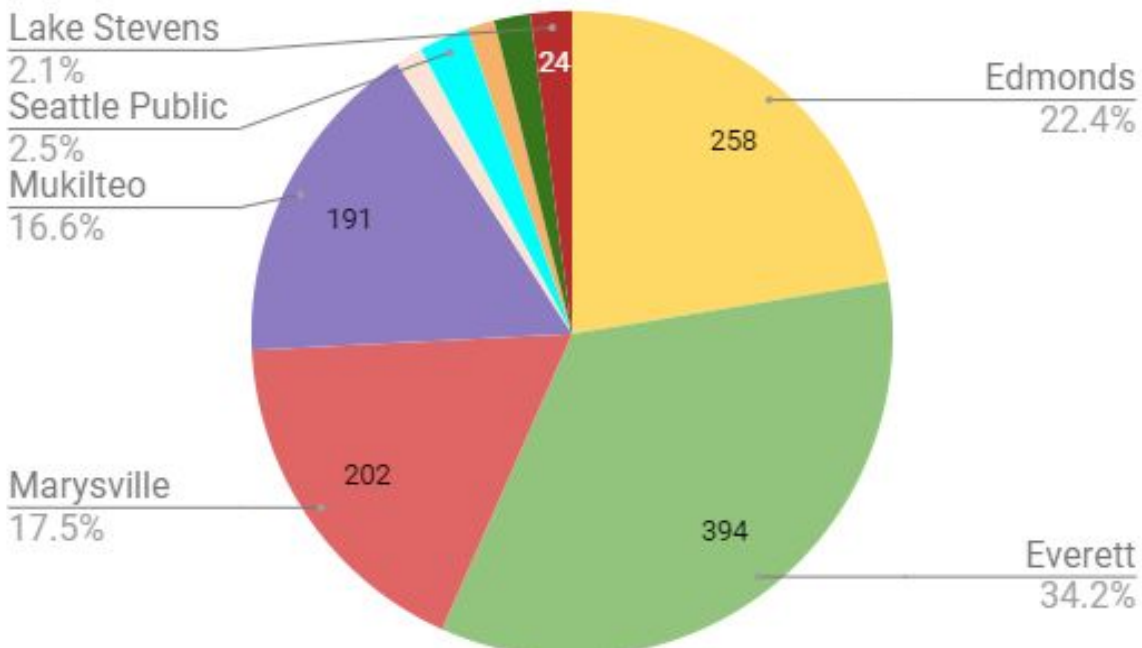
Not to mention, Conference Services, Media Services, College Advancement, Student LIFE, WorkStudy.

Schools Districts High Schools: 41 Middle Schools: 33 **Total: 74**

High School Preregistration by School District



Middle School Preregistration by School District



Number of students per school district in pie chart slices.

Grade

High School

7th = 2 8th = 1 9th = 262 10th = 262 11th = 294
 12th = 287 Unanswered = 80 Total = 1188

High School Grade

Unanswered

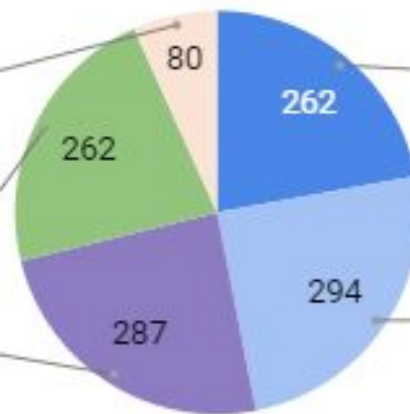
6.8%

9th

22.1%

12th

24.2%



10th

22.1%

11th

24.8%

Middle School

6th = 110 7th = 281 8th = 524 9th = 6 Unanswered = 236
 Total = 1157

Middle School Grade

Unanswered

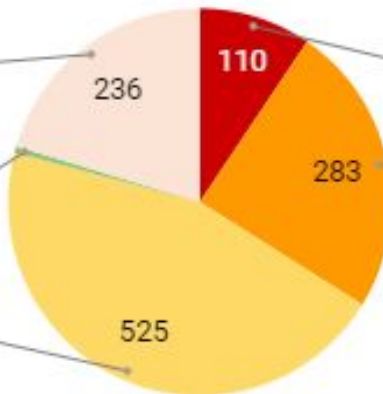
20.3%

9th

0.5%

8th

45.3%



6th

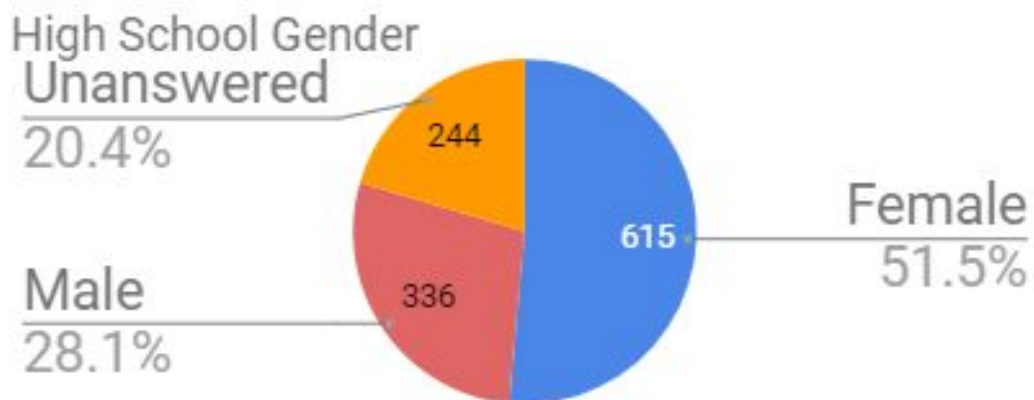
9.5%

7th

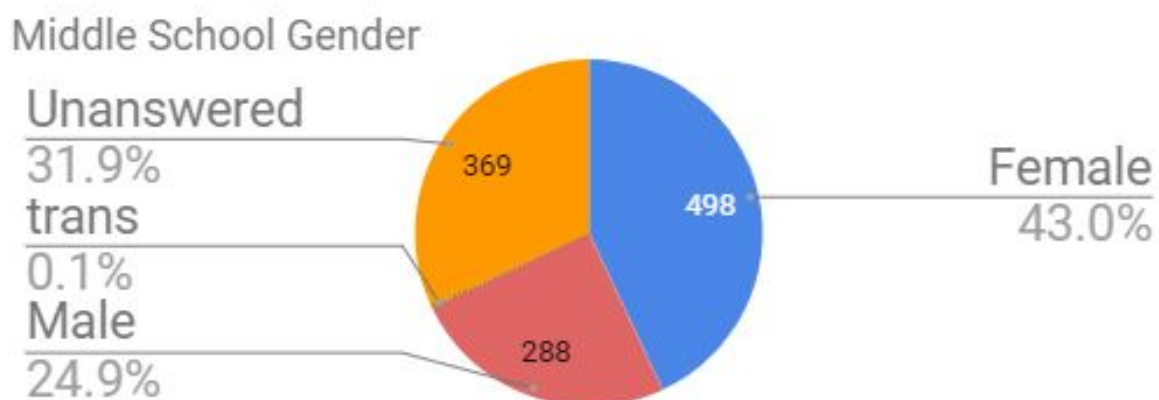
24.4%

Gender

High School - Male = 336 Female = 615 Unanswered = 244
Total = 1195



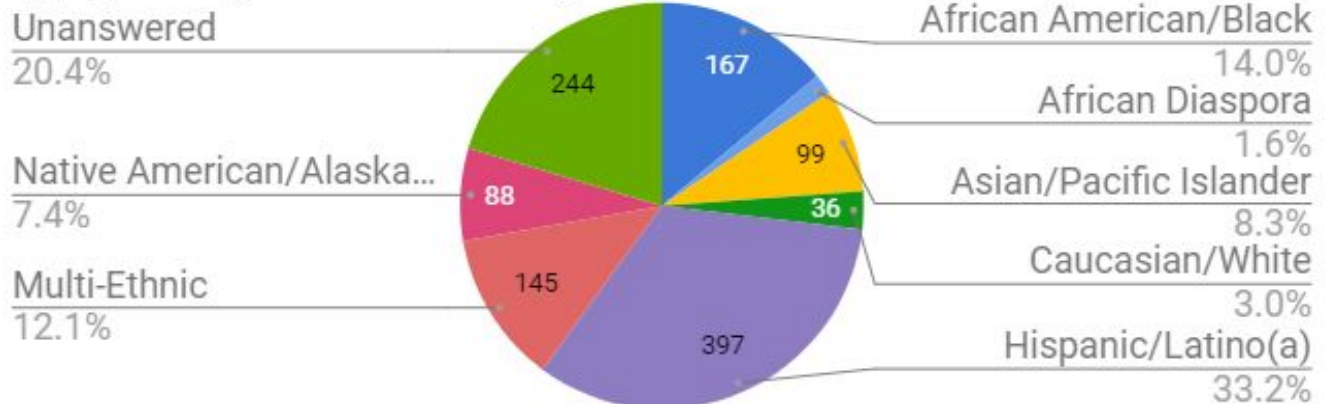
Middle School - Male = 288 Female = 498 Trans = 1
Unanswered = 369 Total = 1156



Ethnicity

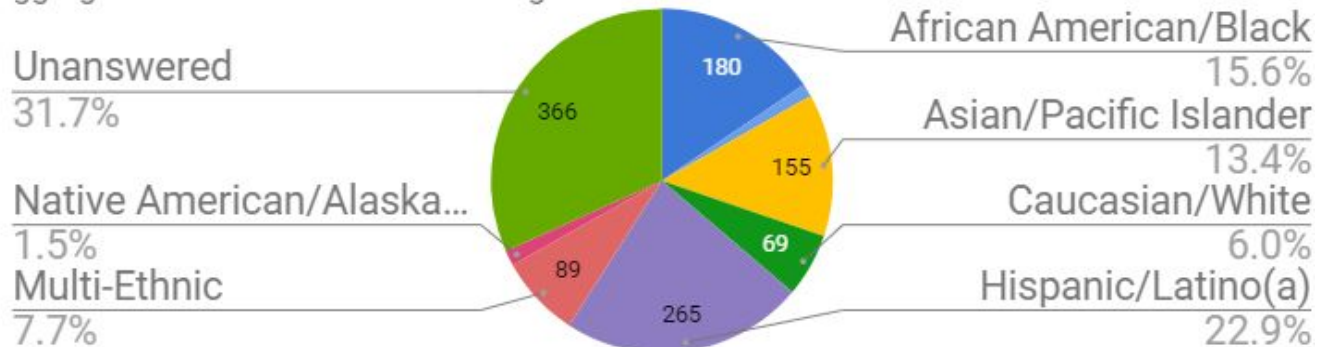
High School

Aggregated High School Ethnic Registration Data

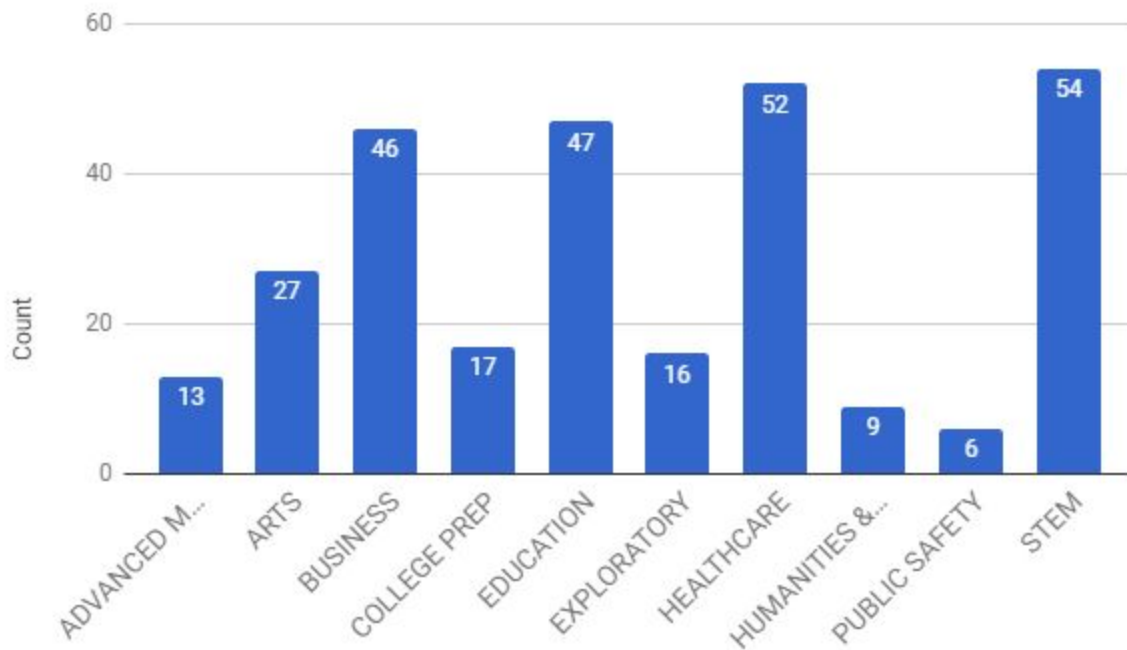


Middle School

Aggregated Middle School Ethnic Registration Data



Seniors by Breakout Session



Juniors by Breakout Session

